


DMP


Summary:


- Rising OBV on the 1HR
 - Bullish div on RSI on 4 hr
 - Break back through resistance
-


Obviously not sure when he entered but from this screenshot we can see the price he entered


Code	Purchase Price	Last Price	Market Value	Profit/Loss
▲ CSL	71.876	180.425	72,170.00	3,419.76
▲ WDS	22.196	25.975	64,937.50	9,447.25
▲ STO	6.236	6.385	63,850.00	1,492.00
▲ WOW	26.851	28.350	56,700.00	2,998.20
▲ AGL	9.029	8.970	26,910.00	76.40
▲ JHX	25.695	26.870	26,870.00	1,174.90
▲ BPT	1.151	1.275	25,500.00	2,490.00
▼ YAL	5.358	5.675	22,700.00	1,268.40
▲ EDV	3.694	3.670	22,020.00	-141.00
■ DMP	14.078	20.040	20,040.00	5,962.10


Home


Portfolio


Watch


Markets


More

i would have a guess and say its here at 14.07 on at 1pm on 9 oct 2025



on the 4 hr we got very strong bullish div on the rsi



on the obv on the 1 hr we can see that was rising quite significantly



although the part before the final low is a bit hard to figure out whats going on since its just chop sideways



Revision #3

Created 11 November 2025 02:41:54 by Conor

Updated 11 November 2025 02:53:13 by Conor